

Augustus Capital AM



LIERDE,
Creating value since 1994

January 2025

DISCLAIMER

This document and the information, opinions, estimations and recommendations contained herein have been prepared by Augustus Capital AM in order to provide to its clients with general information regarding the date of issue of the report. Augustus Capital AM reserves the right to update, modify or remove this information. Neither this document nor its content constitutes an offer, invitation or purchase request or subscription of securities. Neither constitutes a deal or investment cancellation, and it can not be used as the basis of any contract, commitment or any kind of decision. The investor who has access to this document should be aware that the securities, instruments or investments referred could be not be suitable for their specific investments, financial position or risk profile, which have not been taken into consideration for the preparation of this report. Therefore, investors should make their own investment decisions considering these circumstances and obtaining the necessary specialized advice. Furthermore, Augustus Capital AM may not be held responsible for the truthfulness, integrity or validity of this information. Investors should note that past returns do not guarantee future returns. The price of the securities, instruments or the results of the investments could fluctuate against the investors' interests and even result in a loss of the initial investment. Therefore, before closing any transaction with this kind of instruments, investors should be aware of their operating mode, the rights, the obligations and the risks involved, as well as be aware of the rights and obligations of the underlying values. It could not exist secondary market for these instruments. Augustus Capital AM or any other entity of the group, as well as its directors or employees may have a position in any of the securities that this document refers to, directly or indirectly, or in any other related, previous to the publication or after, to the extent allowed by the applicable Law. Employees of Augustus Capital AM or other entity of the Group may provide market comments, orally or by writing, or investment strategies to its clients even if those opinions are contrary to the opinions expressed in this document. Augustus Capital AM or any other entity of the Group also may adopt their own investment decisions even if they are inconsistent with the recommendations expressed in this document. Any part of this document may be (i) copied, photocopied or duplicated by any other form (ii) redistributed or (iii) quoted, without the previous written permission of Augustus Capital AM. Any part of this presentation may be reproduced, taken or transmitted to those countries (or persons or entities) where distribution may be forbidden by law. The failure to comply these restrictions may involve breaking the laws of the relevant jurisdiction.

INDEX

1. History
2. Description
3. What makes LIERDE different?
 - 3.1. TRACK RECORD: 30 years beating the indices
 - 3.2. LIERDE METHOD: Investment Philosophy
4. Portfolio and structural trends
5. Potential, value creation and ratios
6. General Information
7. Team

1. HISTORY – FAMILY ORIGIN

LIERDE SICAV

**Actively managed
since 1994**

- Juan Uguet de Resayre Alierta - Lierde's Asset Manager since 1994

**Open-ended
investment fund**

- LIERDE is listed on the Spanish BME Growth (previously known as MAB)
- Actively distributed since 2013

**Augustus
Capital AM**

- 66% Alierta Family
- 34% Preon Capital

1. ...HISTORY

FAMILY INVESTMENT VEHICLE

ACTIVE DISTRIBUTION

1994
Family
AUM: 2.5Mn €
NAV: 6.0 €

October 2013
120 investors
AUM: 37 Mn €
NAV: 71.3 €

YTD 2025
568 investors
AUM: 112 Mn €
NAV: 144.32 €



TOTAL RETURN 2,301.2% (13.3% annual)

2. DESCRIPTION

- Well-diversified portfolio: 40-45 high quality companies
- Average position 2%-3%
- Target price is established ex-ante


ACTIVELY MANAGED SINCE 1994



- Investment exposure: min. 80% - max. 100%
- Global with European bias
- Proximity to companies

- Without index benchmark
- No size restriction
- Own valuation models based on Return on Capital Employed

3.1. TRACK-RECORD: +30 years beating the indices



+30 years with the **SAME STRATEGY** reinforces the investment model

LOWER RISK vs. market



SINCE INCEPTION	LIERDE	STOXX 600 NR*
Beta	0.84	
Volatility	16.9%	18.3%
12 MONTHS	LIERDE	STOXX 600 NR*
Beta	0.93	
Volatility	10.4%	10.2%



ONLY 5 years with negative returns over 5%!!!

HISTORICAL RETURNS

YEAR	LIERDE	Stoxx 600 NR*	DIFFERENCE
1994	28.6%	-0.3%	28.8%
1995	-2.7%	17.2%	-19.9%
1996	44.3%	24.8%	19.5%
1997	79.5%	41.2%	38.3%
1998	40.2%	21.1%	19.1%
1999	21.0%	38.2%	-17.2%
2000	-4.6%	-3.8%	-0.7%
2001	3.7%	-15.6%	19.3%
2002	-26.3%	-30.4%	4.1%
2003	34.5%	15.9%	18.6%
2004	3.2%	12.2%	-9.00%
2005	42.3%	26.7%	15.6%
2006	27.2%	20.8%	6.4%
2007	8.7%	2.4%	6.4%
2008	-42.1%	-43.8%	1.6%
2009	45.7%	32.4%	13.3%
2010	10.7%	11.6%	-0.9%
2011	-15.8%	-8.6%	-7.2%
2012	16.4%	18.2%	-1.7%
2013	27.4%	20.8%	6.6%
2014	-0.1%	7.2%	-7.3%
2015	18.6%	6.8%	11.8%
2016	4.2%	1.7%	2.5%
2017	18.2%	10.6%	7.6%
2018	-20.8%	-10.8%	-10.0%
2019	16.3%	26.8%	-10.5%
2020	-3.3%	-2.0%	-1.3%
2021	26.1%	24.9%	1.2%
2022	-10.2%	-10.6%	0.4%
2023	19.2%	15.8%	3.4%
2024	1.4%	8.8%	-7.4%
YTD ** 2025	5.6%	6.4%	-0.8%
Total Return	2,301.2%	842.1%	1,459.1%
Average	13.3%	9.0%	4.3%

Source: Bloomberg. Data as of 31/01/2025 * Includes net dividends **YTD (year-to-date)

3.2. METHOD



*“We invest in **businesses that generate value on a sustainable basis, that are able to grow and well managed.**”*

4. THE OUTCOME, a high-quality portfolio ...



**Family origin or
with a reference
shareholder**



**Low leveraged
companies
(net cash)**



**Companies with
more than 10 years
of track-record**



4. ... COMPOSITION – Countries & Structural Trends

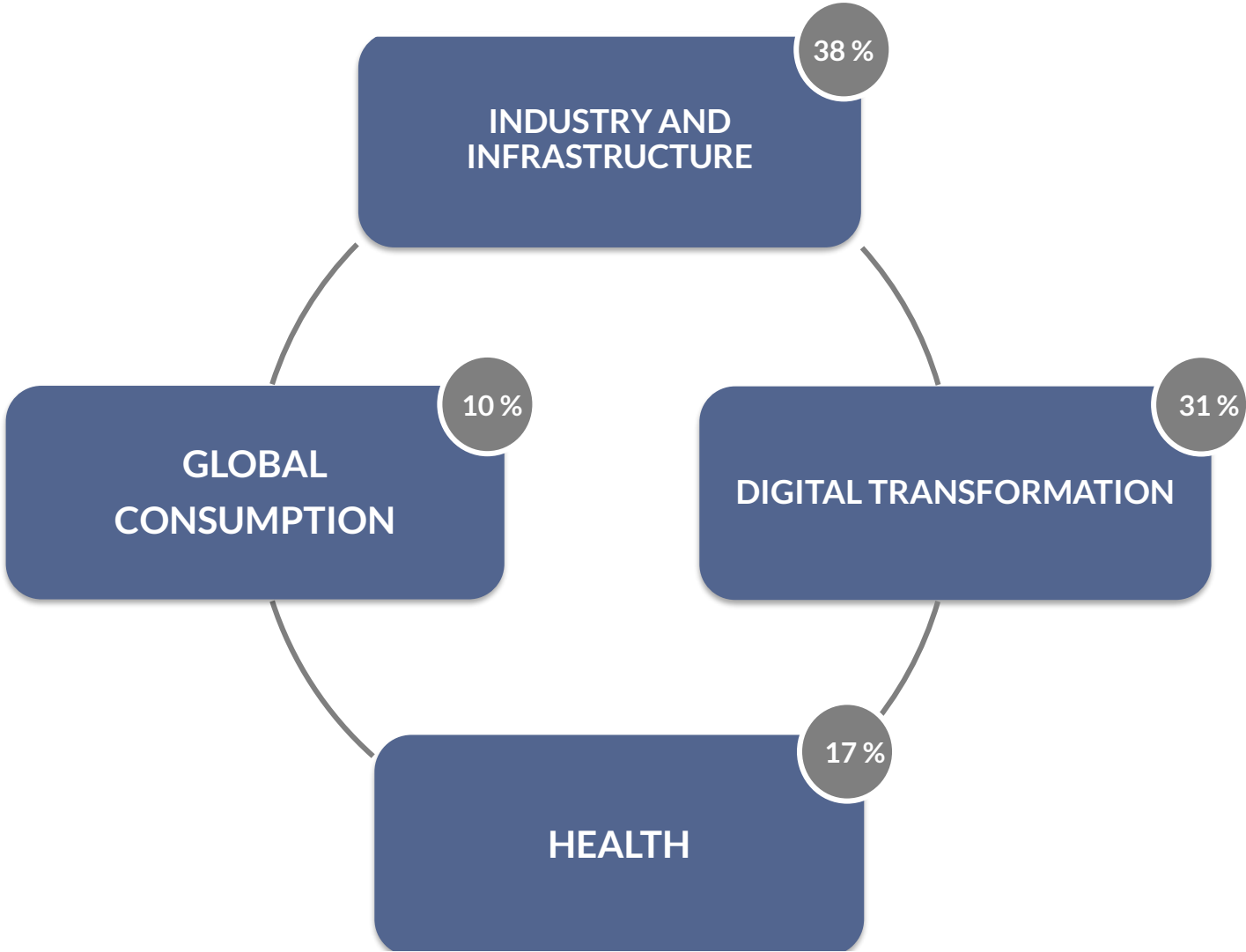
COUNTRIES

COUNTRY	WEIGHT
CASH	3.6 %
GERMANY	19.9 %
FRANCE	17.1 %
SPAIN	15.6 %
NETHERLANDS	10.3 %
UNITED KINGDOM	6.8 %
AUSTRIA	6.7 %
SWEDEN	6.6 %
CANADA	3.7 %
SWITZERLAND	3.5 %
CHINA	2.4 %
ITALY	2.4 %
BELGIUM	1.4 %
TOTAL	100 %

SALES BY ZONE

GEOGRAPHIC ZONE	WEIGHT
EUROPE	47 %
NORTH AMERICA	22 %
REST OF THE WORLD	31 %
TOTAL	100 %

4. ... PORTFOLIO – STRUCTURAL TRENDS



4. ... PORTFOLIO – STRUCTURAL TRENDS

DIGITAL TRANSFORMATION

- Leaders with competitive advantage, scale and network effects
- Strong growth perspective in Digitalization, Virtualization, Conectivity, Cibersecurity, Cloud + Artificial Intelligence (AI)

INDUSTRY AND INFRASTRUCTURE

- Industry 4.0, automatization, electrification and energetic transition
- Productivity and efficiency improvement
- Larger infrastructure investment

4. ... PORTFOLIO – STRUCTURAL TRENDS

GLOBAL CONSUMPTION

- Luxury and sport
- Structural trend towards “premium”, “personalization”, “sustainable” and “healthy”
- E-commerce and digitalization

HEALTH

- Demography
- Increase in health spending
- Aging population
- Larger expenditure in emerging countries
- New trend: aesthetic, obesity, etc.

4. ... GROWTH LEVERS 2020-2030

DIGITIZATION

- Cybersecurity
- Innovation / Data processing
- Cloud storage
- Blockchain
- Metaverse

INDUSTRY 4.0

- Automation and efficiency
- Internet of Things (IoT)
- Artificial intelligence
- Electrification

INFRASTRUCTURE

- Repair and renovation
- Energy
- Transportation
- Bottle necks
- Urbanization

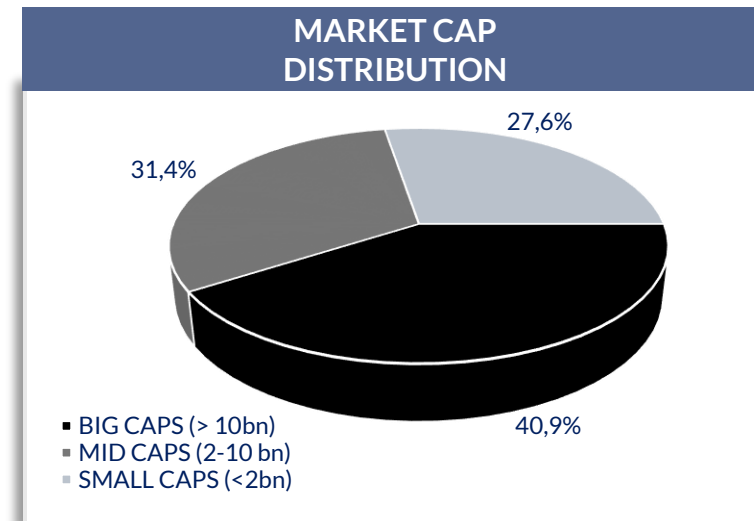
CLIMATE CHANGE

- \$5 trillion/yr until 2030
- Emissions reduction
- Renewable energies
- Efficient buildings

4. ... PORTFOLIO – SECTORS & STRUCTURAL TRENDS

SECTORS - GICS*	WEIGHT
CASH	3.6 %
CAPITAL GOODS	27.7 %
SOFTWARE & SERVICES	18.6 %
PHARMACEUTICALS & BIOTECHNOLOGY	13.1 %
AUTOMOBILES & COMPONENTS	4.9 %
CONSUMER DISCRETIONARY	4.6 %
REAL ESTATE	4.3 %
CONSUMER DURABLES & APPAREL	3.5 %
HEALTHCARE EQUIPMENT & SERVICE	3.4 %
COMMERCIAL & PROFESSIONAL SERVICES	2.8 %
TECHNOLOGY HARDWARE & EQUIPMENT	2.6 %
MEDIA & ENTERTAINMENT	2.5 %
MATERIALS	2.1 %
SEMICONDUCTORS	2.1 %
FOOD, BEVERAGE & TOBACCO	2.1 %
ENERGY	1.6 %
CONSUMER SERVICES	0.5 %
TOTAL	100 %

STRUCTURAL TREND	WEIGHT
CASH	4 %
INDUSTRY AND INFRASTRUCTURE	38 %
DIGITAL TRANSFORMATION	31 %
HEALTH	17 %
GLOBAL CONSUMPTION	10 %
TOTAL	100 %



*GICS: Global Industry Classification Standards

Data as of 31/01/2025

5. ... with HIGH POTENTIAL in the long-term...

VALUE CREATION OF LIERDE VS MARKET PERFORMANCE OF LIERDE

	2012	2013	2014	2015	2016	2017	2018	2019	2020	2021	2022	2023	2024	2025e	2026e
Value Creation	14.9%	17.4%	19.6%	17.5%	13.7%	18.0%	11.4%	12.0%	7.8%	11.0%	10.8%	11.0%	12.0%	12.8%	13.8%
Market Performance	16.4%	27.4%	-0.1%	18.6%	4.2%	18.2%	-20.8%	16.3%	-3.3%	26.1%	-10.2%	19.2%	1.4%	YTD* 5.6%	

VALUE CREATION OF LIERDE VS INDICES

	2012	2013	2014	2015	2016	2017	2018	2019	2020	2021	2022	2023	2024	2025e	2026e
LIERDE	14.9%	17.4%	19.6%	17.5%	13.7%	18.0%	11.4%	12.0%	7.8%	11.0%	10.8%	11.0%	12.0%	12.8%	13.8%
STOXX 600	5.2%	1.4%	14.6%	7.6%	5.4%	4.1%	4.7%	6.3%	7.8%	9.0%	4.2%	9.6%	9.8%	8.4%	9.5%
EUROSTOXX 50	5.1%	-1.8%	9.7%	3.9%	2.3%	5.6%	1.9%	5.1%	6.9%	9.1%	5.4%	11.0%	12.0%	9.1%	9.2%
S&P 500	11.0%	9.5%	3.8%	3.9%	5.9%	10.0%	5.3%	7.0%	3.7%	7.4%	6.4%	8.7%	10.1%	10.4%	12.8%

$$\text{VALUE CREATION} = \text{BOOK VALUE INCREASE PER SHARE} + \text{CASH DIVIDEND YIELD}$$

* Year-to-date
Data as of 31/01/2025

5. ... and great capability to CREATE VALUE

LIERDE's POTENTIAL in 4 years*

VALUE CREATION

64.2 %

(13.2% annualized)

- Depends on the business
- Recurring

+

UNDERVALUATION

(re-rating)

17.1%

- Depends on the market
- One-off

Data as of 31/01/2025

*2024-2027, based on our RoCe's models

5... RATIOS LIERDE PORTFOLIO

VALUATION 2025			
EV/Sales	EV/EBITA	P/E (normalized)	EFCF Yield
2.8x	11.6x	15.9x	6.0%

VALUATION 2025			
Dividend Yield	P/BV	Return on Equity	ROCE
2.9%	4.3x	24.2%	42.8%

Data as of 31/01/2025

6. GENERAL INFORMATION

LIERDE SICAV	
Inception Date	31/05/1994
AUM	EUR 112 million
CNMV n° of Registration	2467
Liquidity	Daily. D+1
Fees	Management fee 1.40% annual. Depositary fee 0.07% annual
Asset Manager	Augustus Capital AM
Custodian	Bnp Paribas S.A., Sucursal en España
Administrative Manager	Grupo RD Sistemas
Auditor	PricewaterhouseCoopers Auditores, S.L.
Currency	EUR
ISIN Code	ES0158457038
Bloomberg Ticker	LIE SM Equity

LIERDE EQUITIES, F.I.	
Inception Date	06/11/2020
AUM	EUR 5.6 million
CNMV n° of Registration	5484
Liquidity	Daily. D+1
Fees	Management fee 1.60% annual. Depositary fee 0.07% annual
Asset Manager	Augustus Capital AM
Custodian	Bnp Paribas S.A., Sucursal en España
Administrative Manager	Grupo RD Sistemas
Auditor	PricewaterhouseCoopers Auditores, S.L.
Currency	EUR
ISIN Code	ES0118591009
Bloomberg Ticker	CERVING SM Equity

7. TEAM



**Juan Uguet
de Resayre,**

**FOUNDER &
PORTFOLIO
MANAGER**

Juan began his career at Beta Capital Fortis where he worked for 8 years. He was Head of the Analysis Team before being appointed CIO in 1998. From 2000 - 2007, he worked as CIO at Ibercaja Gestión, managing over EUR9.500MM AUM. Later, he joined BBVA & Partners, where he became Partner in 2007. During this period, Juan managed Augustus Equity Fund and Augustus Neutral Plus, Total Return. Juan holds a Bachelor's degree in Economics and Business Administration by the University of Zaragoza (Spain) and was awarded with an MBA Degree by the University of San Francisco (California).



**Francisco
Tajada,**

FUND MANAGER

Before joining Augustus Capital AM, Francisco was a Partner at Preon Capital. He is also Director at Investivity Swiss regulated Private Investment Office. Before this, he was Partner at ONEtoONE Corporate Finance, working in Investment Banking and M&A roles. From 2008 to 2011, he worked as buy-side analyst for Strategic Investment Advisors in Geneva. Previously, Francisco worked as Business Manager in adidas and as strategic consultant and financial advisor. Francisco holds an MSc degree in Mechanical Engineering by the University of Zaragoza and an MBA by IESE in Barcelona.



**Luis
Arruga,**

ANALYST

Prior to joining Augustus Capital AM, Luis began his career as intern in the Audit Department of PricewaterhouseCoopers. Luis holds a Bachelor's degree in Law and Business Administration by the University of Zaragoza.



**María Elena
Morales,**

**BUSINESS
DEVELOPMENT &
INVESTOR RELATIONS**

In 2002, Maria Elena began her career in the auditing industry working for KPMG (USA) and Deloitte (Mexico). In 2008, she moved to the finance industry, working as Data Analyst for Bloomberg (Mexico) and later in 2010 as Relationship Manager for HSBC Private Banking. Before joining Augustus Capital AM, Maria Elena was part of the Wells Fargo Advisors' team (USA). Maria Elena holds a Bachelor's degree in Accounting and Finance by ITESM (Mexico) and a Master's degree in Finance and Banking by Universidad de Alcalá de Henares (Spain).



**Alicia
Casasús,**

**FINANCE &
CONTROL
DIRECTOR**

Before joining Augustus Capital AM, Alicia worked in the accounting department of Aramón, Montañas de Aragón.

Before that, she was part of the finance team at Schindler Supply Chain Europe AG.

After college, Alicia started her career in a small company as head of accounting and finance.

Alicia holds a Bachelor's degree in Economics and Master's degree in Accounting and Finance by Universidad de Zaragoza.