



# Augustus Capital AM

## Lierde Equities, F.I.

## January 2024

### OBJECTIVE AND INVESTMENT STRATEGY

LIERDE's objective is to generate value with positive returns over the long term through equity investments in Europe. Investment decisions are based on fundamental analysis, analyzing the Return on Capital Employed (RoCE) of companies and its sustainability over time.

Net Asset Value  
(31/01/24)

11.86  
€/ share

AUM  
(31/01/24)

4.1  
Mn €

### RISK INDICATOR

1 2 3 **4** 5 6 7

### TOTAL RETURNS

Since Inception	Lierde Equities, F.I.	Stoxx 600 NR**
Month	-0.2%	1.5%
YTD* 2024	-0.2%	1.5%
1 year	10.3%	10.1%
Since inception (2022)	6.5%	5.0%
Since inception (annual average)	4.2%	2.5%

\*YTD (year-to-date)

### HISTORICAL RETURNS

Year	Lierde Equities, F.I.	Stoxx 600 NR**	Difference
2022	-10.6%	-10.6%	0.0%
2023	19.4%	15.8%	3.6%
YTD* 2024	<b>-0.2%</b>	<b>1.5%</b>	<b>-1.7%</b>

\*YTD (year-to-date)

### NET ASSET VALUE EVOLUTION (base 100)



\*\*Stoxx 600 NR (Net Return). Dividends included.



# Augustus Capital AM

## TOP 10 POSITIONS

1	GLOBAL DOMINION	5.4%
2	AALBERTS INDUSTRIES	4.0%
3	ROVI	3.6%
4	ASSA ABLOY	3.5%
5	FERROVIAL	2.9%
6	DANIELI	2.9%
7	RICHEMONT	2.8%
8	VONOVIA	2.7%
9	ANDRITZ	2.7%
10	NEURONES	2.7%
<b>TOTAL TOP 10</b>		<b>33.2%</b>

## MONTHLY RETURN (5 best vs. 5 worst)

5 BEST		
1	WINCANTON	+41.4%
2	SAP	+15.3%
3	CONSTELLATION SOFTWARE	+13.5%
4	RICHEMONT	+11.2%
5	FERROVIAL	+7.2%
5 WORST		
1	GRIFOLS SA - B	-28.9%
2	MARLOWE	-11.4%
3	INFINEON TECHNOLOGIES	-10.7%
4	DOMETIC	-8.8%
5	ECONOCOM	-8.2%

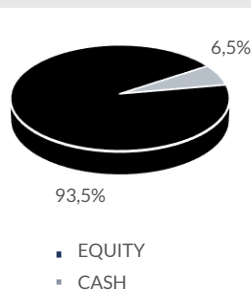
## RISK DATA \*\*

Since Inception	LIERDE	Stoxx 600 NR*
Annual Alpha	4.67	
Sharpe Ratio	0.57	
Beta	0.83	
Volatility	17.1%	18.5%
12 months	LIERDE	Stoxx 600 NR*
Beta	0.88	
Volatility	11.2%	11.2%

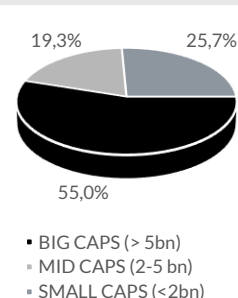
\*Stoxx 600 NR (Net Return). Dividends included.

\*\* Risk data corresponds to Lierde sicav, replicated by Lierde Equities, F.I.

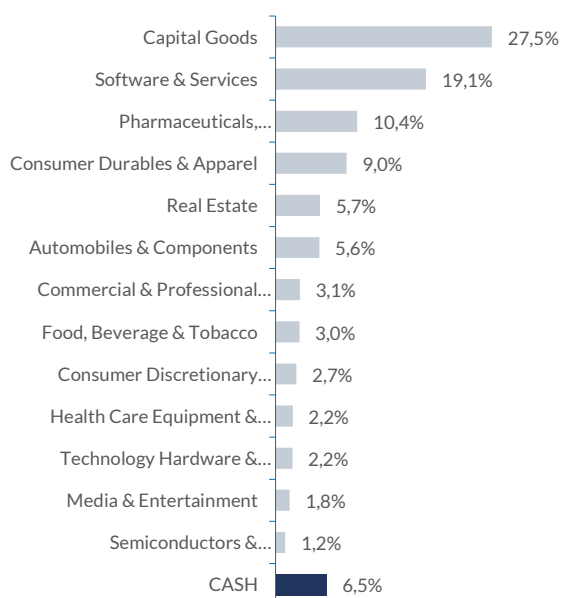
## DISTRIBUTION BY ASSET CLASS



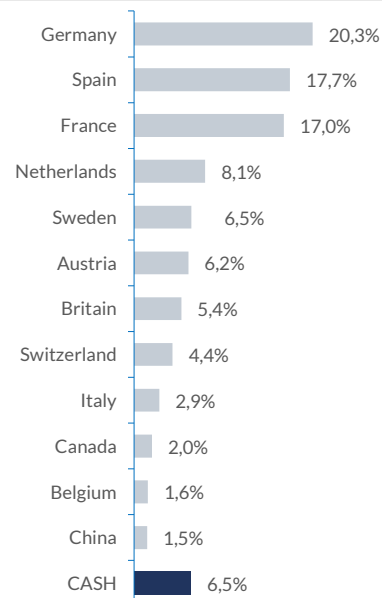
## DISTRIBUTION BY MARKET CAP.



## SECTOR DISTRIBUTION



## COUNTRY DISTRIBUTION





# Augustus Capital AM

## GENERAL INFORMATION

<b>Inception Date</b>	1994
<b>CNMV N° of Registration</b>	5484
<b>Settlement</b>	Daily. Settlement d + 1
<b>Fees</b>	<ul style="list-style-type: none"><li>• Management fee 1.60% annual</li><li>• Depository fee 0.08% annual</li></ul>
<b>Asset Manager</b>	Augustus Capital, A.M.
<b>Depository Institution</b>	Bnp Paribas S.A., Sucursal en España
<b>Auditor</b>	Deloitte, S.L.
<b>Currency</b>	EUR
<b>ISIN Code</b>	ES0118591009
<b>Bloomberg Ticker</b>	CERVING SM Equity

## DISCLAIMER

*This e-mail is addressed exclusively to the recipient and may contain privileged information under a professional confidential agreement, or it may be against the law to disclose its contents. Any opinion contained in it belongs exclusively to his/her author and does not necessarily reflect the company's view. If you receive this e-mail by mistake, please let us know immediately (via e-mail) and delete it, as well as any documents attached to it. Sending e-mails through the Internet is not safe and, therefore, error-free communications cannot be guaranteed, as they could be intercepted, changed, misled or destroyed or they may contain viruses. Any user contacting us through e-mails shall understand the assumption of these risks. Any personal information exchanged with AUGUSTUS CAPITAL AM (delegadopd@augustuscapital.es) during the commercial relationship with customers or vendors will be treated by DPO (Data Protection Officer), with the sole purpose of allowing accounting, tax and administrative management. You may exercise the right to access your personal information, modify it, or request its deletion by written request including a copy of your ID Card or any other equivalent identification document.*

*This document is purely informative and does not constitute a recommendation to invest in the products mentioned herein. The opinions are valid at the time of writing and are subject to change at any time without previous notification. The information has been obtained from reliable sources, but it does not constitute a commitment. Past returns do not guarantee future returns.*

## MONTHLY REVIEW

January 2024 ended with the Net Asset Value at historical maximum. In the early days of the year there was a shallow short-term profit taking because of the phenomenon that analysts call FOMO (Fear Of Missing Out), or the fear of being left out of gains.

As for interest rates, bond yields have increased since the beginning of the year given the conservative speeches by central banks trying to keep low expectations regarding interest rates reduction in the short term. Consensus regarding interest rates declines is delayed until the end of Q2 and this is affecting stocks most sensitive to the economic cycle as well as small caps. European small caps P/E ratio continues to contract to the same level as large caps (P/E 12x), which did not happen since the 2008 Great Recession. Historically, when interest rates start dropping, relative performance improves, so we think that 2024 will be a good year for them.

The American stock market is stronger than the European one with indexes at historical maximums. The money inflow towards the US and emerging markets remains high but still exceeded by the inflow to monetary and fixed income funds where a huge growing amount of money accumulates that will at some point move into risky assets.

We remain constructive for the equity markets in 2024 and especially for the European market whose valuation do not reflect the economy's most likely soft landing scenario. With a total Yield of 5% (DY + Buyback Yield), we see reasonable to obtain total annual double-digit returns in Europe.

We started to position in the British company **Intertek**, one of the world's leading operators in the TIC (Testing, Inspection and Certification) sector. Intertek is the global leader in testing semi-terminated products in each of the production chain phases allowing the company to have high degree of differentiation and specialization among competitors. Since inception in 1996, the company has combined organic growth with strong inorganic growth. As for the sector, we expect an increase in regulations in the coming years, as well as increased complexity within the production processes which place the TIC sector on a growth path for the future. We chose to position in the company given that the stock has significant growth potential compared to its competitors, undervaluation in the stock price and multiples in 10-year minimums.

Finally, during the month of January we received a 100% Takeover Bid over **Wincanton**, British logistics company, by the French group CMA CGM S.A. at a price of £4.50, which represents a 52% premium over the previous trading price. The price represents a valuation of EV/EBIT (24) of 12.0x compared to our valuation that contemplated a ratio of 10x so we will accept the offer.