



Augustus Capital AM

Lierde Equities, F.I.

January 2023

OBJECTIVE AND INVESTMENT STRATEGY

LIERDE's objective is to generate value with positive returns over the long term through equity investments in Europe. Investment decisions are based on fundamental analysis, analyzing the Return on Capital Employed (RoCE) of companies and its sustainability over time.

Net Asset Value
(31/01/23)

10.75
€/ share

AUM
(31/01/23)

3.2 Mn €

RISK INDICATOR

1 2 3 4 5 6 **7**

TOTAL RETURNS

Since Inception	Lierde Equities, F.I.	Stoxx 600 NR**
Month	8.0%	6.7%
YTD* 2023	8.0%	6.7%
1 year	-0.3%	-0.8%
Since inception (2022)	-3.5%	-4.6%
Since inception (annual average)	-1.3%	-2.0%

*YTD (year-to-date)

HISTORICAL RETURNS

Year	Lierde Equities, F.I.	Stoxx 600 NR**	Difference
2022	-10.6%	-10.6%	0.0%
YTD* 2023	8.0%	6.7%	1.3%

*YTD (year-to-date)

NET ASSET VALUE EVOLUTION (base 100)



**Stoxx 600 NR (Net Return). Dividends included.



Augustus Capital AM

TOP 10 POSITIONS

1	GLOBAL DOMINION	5.3%
2	SII	3.8%
3	AALBERTS	3.8%
4	NEURONES	3.6%
5	DANIELI	3.1%
6	INFOTEL	2.9%
7	ANDRITZ	2.9%
8	DUERR	2.8%
9	KONTRON	2.8%
10	INFINEON	2.7%
TOTAL TOP 10		33.7%

MONTHLY RETURN (5 best vs. 5 worst)

5 BEST		
1	ALIBABA	+22.9%
2	KONTRON	+22.0%
3	AMAZON	+20.6%
4	NOTE	+19.7%
5	DANIELI	+19.6%
5 WORST		
1	WINCANTON	-11.7%
2	DOMETIC	-4.8%
3	FAES FARMA	-1.0%
4	MEARS	-0.9%
5	ESSILORLUXOTTICA	-0.8%

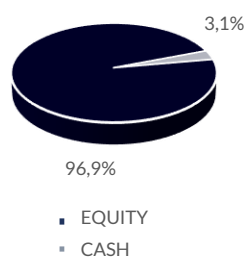
RISK DATA **

Since Inception	LIERDE	Stoxx 600 NR*
Annual Alpha	4.74	
Sharpe Ratio	0.57	
Beta	0.83	
Volatility	17.3%	18.8%
12 months	LIERDE	Stoxx 600 NR*
Beta	0.87	
Volatility	16.9%	18.1%

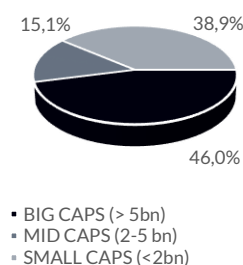
*Stoxx 600 NR (Net Return). Dividends included.

** Risk data corresponds to Lierde sicav, replicated by Lierde Equities, F.I.

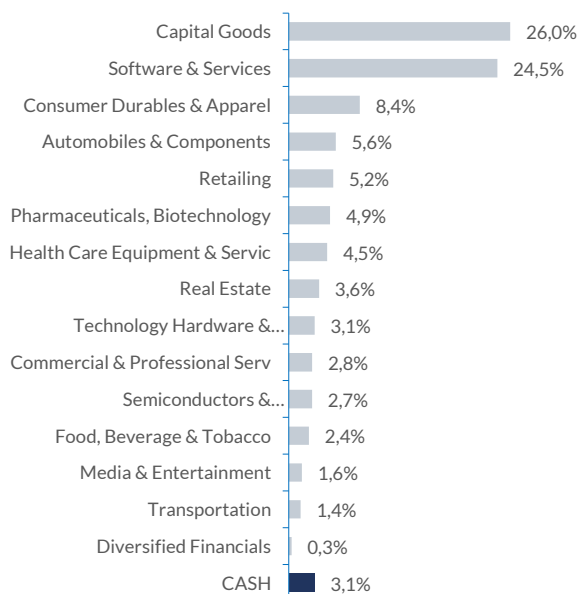
DISTRIBUTION BY ASSET CLASS



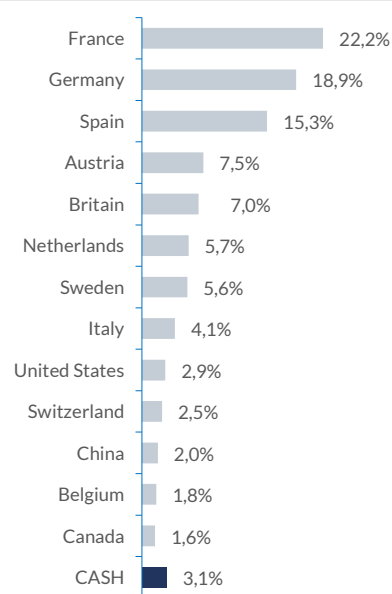
DISTRIBUTION BY MARKET CAP.



SECTOR DISTRIBUTION



COUNTRY DISTRIBUTION





Augustus Capital AM

GENERAL INFORMATION

Inception Date	1994
CNMV N° of Registration	5484
Settlement	Daily. Settlement d + 1
Fees	<ul style="list-style-type: none">• Management fee 1.60% annual• Depository fee 0.08% annual
Asset Manager	Augustus Capital, A.M.
Depository Institution	Bnp Paribas S.A., Sucursal en España
Auditor	Deloitte, S.L.
Currency	EUR
ISIN Code	ES0118591009
Bloomberg Ticker	CERVING SM Equity

DISCLAIMER

This e-mail is addressed exclusively to the recipient and may contain privileged information under a professional confidential agreement, or it may be against the law to disclose its contents. Any opinion contained in it belongs exclusively to his/her author and does not necessarily reflect the company's view. If you receive this e-mail by mistake, please let us know immediately (via e-mail) and delete it, as well as any documents attached to it. Sending e-mails through the Internet is not safe and, therefore, error-free communications cannot be guaranteed, as they could be intercepted, changed, misled or destroyed or they may contain viruses. Any user contacting us through e-mails shall understand the assumption of these risks. Any personal information exchanged with AUGUSTUS CAPITAL AM (delegadpd@augustuscapi.es) during the commercial relationship with customers or vendors will be treated by DPO (Data Protection Officer), with the sole purpose of allowing accounting, tax and administrative management. You may exercise the right to access your personal information, modify it, or request its deletion by written request including a copy of your ID Card or any other equivalent identification document.

This document is purely informative and does not constitute a recommendation to invest in the products mentioned herein. The opinions are valid at the time of writing and are subject to change at any time without previous notification. The information has been obtained from reliable sources, but it does not constitute a commitment. Past returns do not guarantee future returns.

MONTHLY REVIEW

After a year full of uncertainty, global stock markets are performing well during this 2023 start. We highlight the excellent performance of the European market with the best beginning in 26 years. Europe was the most affected geographical area in 2022 and therefore the risk of recession was higher. However, with gas prices lower than expected, the boost of credit in China following the Covid-Zero policy and a very attractive valuation against other markets, would be behind the better relative performance of our market.

Central banks continue to adhere to the script, raising interest rates at every meeting as all analysts expect. However, we notice some change in the last message by including words such as "reconsider" or "review" when talking about future movements in interest rates. Regarding inflation, economists are beginning to estimate sharp falls by the end of 2023 to reach 2.5 %/3% in the US and 3.5 %/4% for Europe.

In short, we see a good "momentum" for the economy over the coming months, which will likely be accompanied by a good "momentum" in global stock markets.

Regarding the portfolio, on the buy side, we have started a position in **Ferrovial**, a global leader in infrastructure management and construction. We believe that the investors' perception for this year 2023 will begin to change after the company has moved sideways since the start of the pandemic. We see a huge hidden value on its highways' assets on both the "Managed Lanes" side of the US as in the Canadian highway ETR 407. In addition, traffic improves at its airports and the construction business will show a strong improvement in profitability during 2023.

On the sell side, we have sold the position in **Bucher Industries** after reaching our target price.