



Augustus Capital AM

LIERDE sicav

October 2020

OBJECTIVE AND INVESTMENT STRATEGY

The objective of Lierde is to generate value with positive returns over the long term through equity investments in Europe.

Investment decisions are based on fundamental analysis, analyzing the Return on Capital Employed (ROCE) of companies and its sustainability over time.

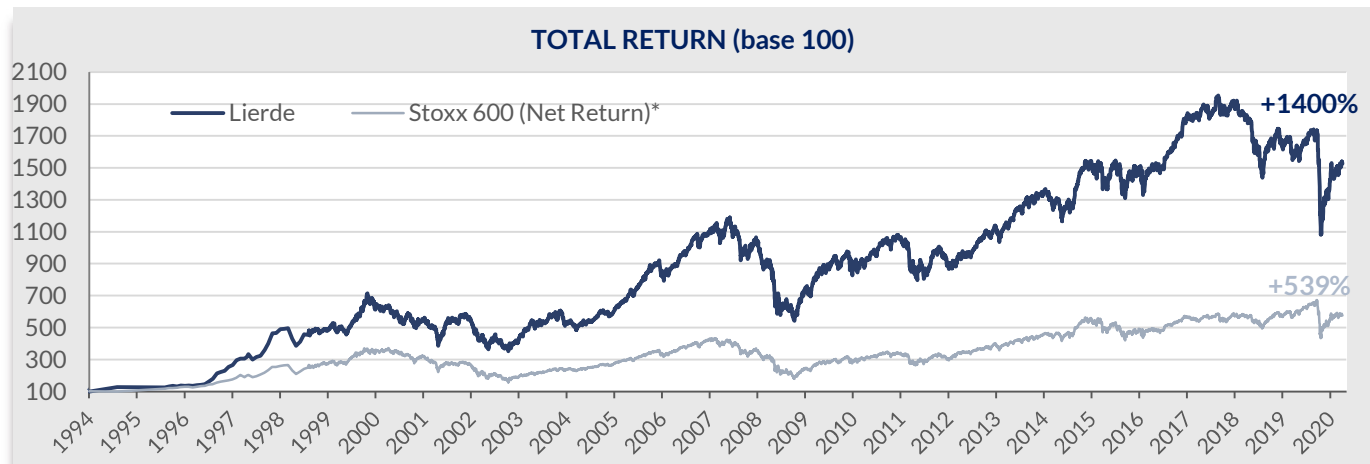
Net Asset Value (30/10/20)	AUM (30/10/20)	
84,16 €/share	EUR 127 Mn	

RISK INDICATOR						
1	2	3	4	5	6	7

RISK DATA		
From Inception	LIERDE	Stoxx 600 NR*
Alfa anual	4.68	
Ratio Sharpe	0.52	
Beta	0.83	
Volatility	17.6%	19.1%
12 Months	LIERDE	Stoxx 600 NR*
Beta	0.88	
Volatility	24.8%	27%

HISTORICAL RETURNS

Year	LIERDE	Stoxx 600 NR*	Difference
1994	2.6%	-0.3%	28.8%
1995	-2.7%	17.2%	-19.9%
1996	44.3%	24.8%	19.5%
1997	79.5%	41.2%	38.3%
1998	40.2%	21.1%	19.1%
1999	21.0%	38.2%	-17.2%
2000	-4.6%	-3.8%	-0.7%
2001	3.7%	-15.6%	19.3%
2002	-26.3%	-30.4%	4.1%
2003	34.5%	15.9%	18.6%
2004	3.2%	12.2%	-9.0%
2005	42.3%	26.7%	15.6%
2006	27.2%	20.8%	6.4%
2007	8.7%	2.4%	6.4%
2008	-42.1%	-43.8%	1.6%
2009	45.7%	32.4%	13.3%
2010	10.7%	11.6%	-0.9%
2011	-15.8%	-8.6%	-7.2%
2012	16.4%	18.2%	-1.7%
2013	27.4%	20.8%	6.6%
2014	-0.1%	7.2%	-7.3%
2015	18.6%	6.8%	11.8%
2016	4.2%	1.7%	2.5%
2017	18.2%	10.6%	7.6%
2018	-20.8%	-10.8%	-10.0%
2019	16.3%	26.8%	-10.5%
YTD2020	-18.5%	-16.1%	-2.4%
Total Return	1300.2%	439.5%	860.7%
Average	13.5%	8.6%	4.9%



*Stoxx 600 NR (Net Return). Dividends included.

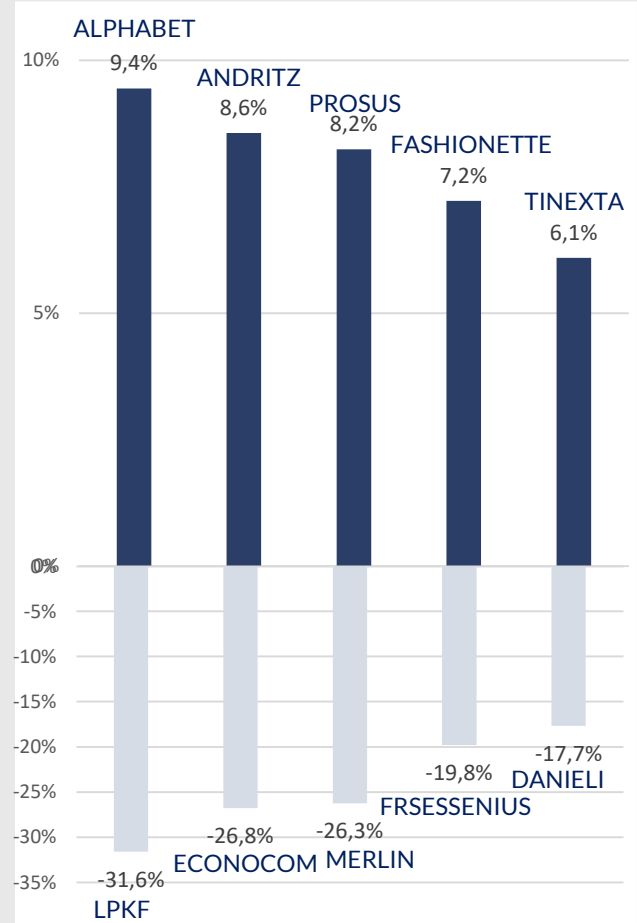


Augustus Capital AM

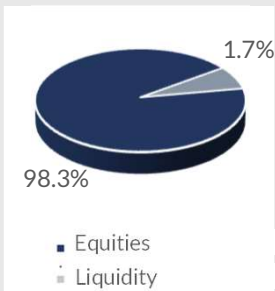
TOP 10 POSITIONS

1	TINEXTA	3.7%
2	REALIA	3.7%
3	ROCHE	3.4%
4	SAP	3.4%
5	PROSUS	3.2%
6	STRABAG	3.2%
7	INFOTEL	3.1%
8	NOVO NORDISK	3.0%
9	FACEBOOK	2.6%
10	NEURONES	2.5%
TOTAL		31.8%

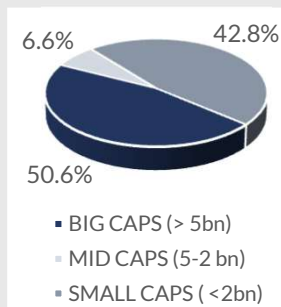
MONTHLY RETURN (the 5 best vs. the 5 worst)



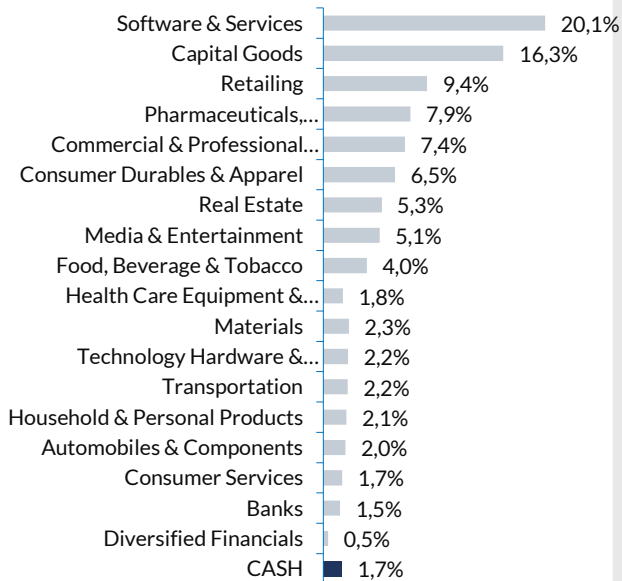
DISTRIBUTION BY ASSET



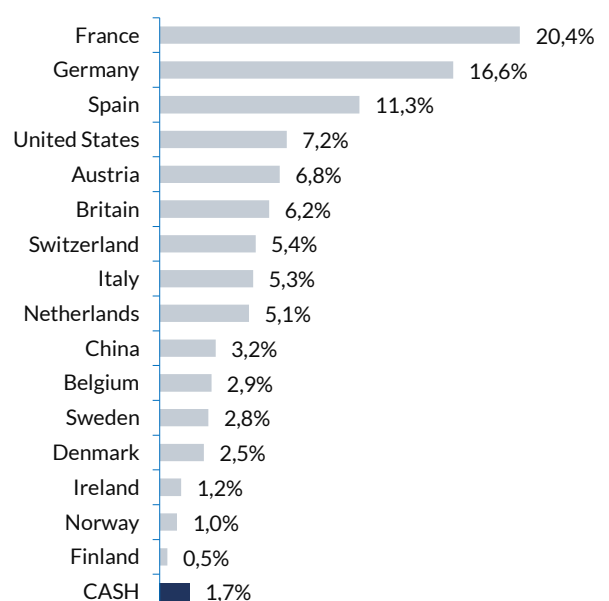
DISTRIBUTION BY MARKET CAP.



DISTRIBUTION BY SECTOR



DISTRIBUTION BY COUNTRY





Augustus Capital AM

GENERAL INFORMATION

Inception Date	1994
CNMV N° of Registration	2467
Liquidity	Daily. Settlement d + 1
Fees	<ul style="list-style-type: none">• Management fee 1.40% annual• Depositary fee 0.125% anual
Asset Manager	Augustus Capital, A.M.
Custodian Institution	Banco de Sabadell, S.A.
Auditor	Deloitte, S.L.
Currency	EUR
ISIN Code	ES0158457038
Bloomberg Ticker	LIE SM Equity

DISCLAIMER

This e-mail is addressed exclusively to the recipient and may contain privileged information under a professional confidential agreement, or it may be against the law to disclose its contents. Any opinion contained in it belongs exclusively to his/her author and does not necessarily reflect the company's view. If you receive this e-mail by mistake, please let us know immediately (via e-mail) and delete it, as well as any documents attached to it. Sending e-mails through the Internet is not safe and, therefore, error-free communications cannot be guaranteed, as they could be intercepted, changed, misled or destroyed or they may contain viruses. Any user contacting us through e-mails shall understand the assumption of these risks. Any personal information exchanged with AUGUSTUS CAPITAL AM (delegadopa@augustuscapital.es) during the commercial relationship with customers or vendors will be treated by DPO (Data Protection Officer), with the sole purpose of allowing accounting, tax and administrative management. You may exercise the right to access your personal information, modify it, or request its deletion by written request including a copy of your ID Card or any other equivalent identification document.

This document is purely informative and does not constitute a recommendation to invest in the products mentioned herein. The opinions are valid at the time of writing and are subject to change at any time without previous notification. The information has been obtained from reliable sources, but it does not constitute a commitment. Past returns do not guarantee future returns.

MONTHLY REVIEW

During the month of October, LIERDE's return has been 6.9% compared to -7.4% of Eurostoxx 50 and -5.1% of Stoxx 600 (Net Return). This year, LIERDE's return is -18.5% compared to -21% of Eurostoxx and -16.1% of Stoxx 600 (Net Return). The Net Asset Value at the end of October was 84.16 €/share and the portfolio's cash was 1.6%. Throughout the beginning of November, LIERDE has accumulated +12.2% and NAV of 94.45€ (as of 09/11/2020). The twelve-month trading volatility was 25% against 27% of Stoxx 600 (Net Return) and 31% of Eurostoxx 50.

For the month of October, we highlight the correction of the main stock indexes, due to the new restrictions imposed by governments to slow down the second COVID-19 wave.

On the buy side, we have opened a position on **Pernod Ricard**, which together with Diageo, both control more than 40% of the spirit drinks market share in Asia, and 30% in America. The company's portfolio is comprised of globally known brands with high loyalty such as Ballantines, Martel, Beefeater, Absolut, Seagrams, etc. In Asia, the consumption of local spirits and beer is being outgrown by western spirits due to the clear trend, specially in China (Baijiu) and India towards decreased consumption in the local products in favor of the Western market.

Additionally, we have opened another buy position in the German luxury company **Fashionette**. This is an eCommerce platform with a strong presence in German-speaking countries, whose expansion right now is focused on Europe, where the online luxury market penetration is still very low. Fashionette's experienced management team comes from Amazon and has shown a lot of commitment for the company's equity. We expect growth rates of +20/+30% during at least the following 5 years. The company is profitable and trades at very attractive valuation ratios (1.2x sales vs. sector's 2-3x) due to their small size and still being unknown in the market.

On the sell side, we finally sold our entire position in Devoteam following its buyout by its founder and KKR.